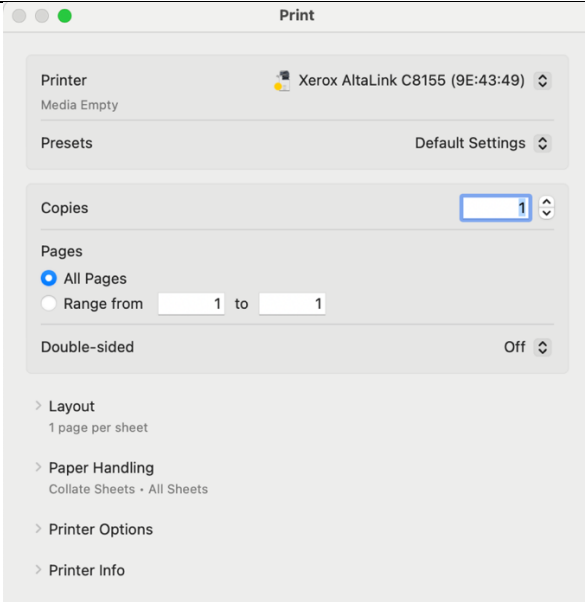
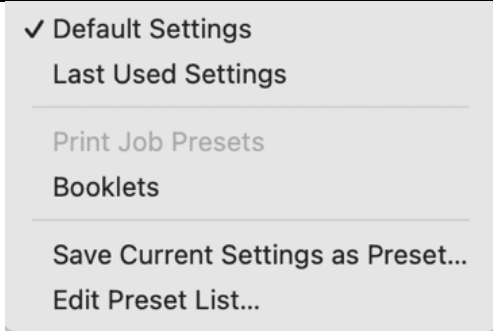
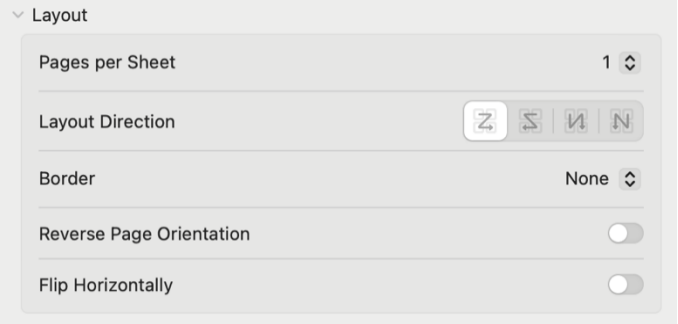


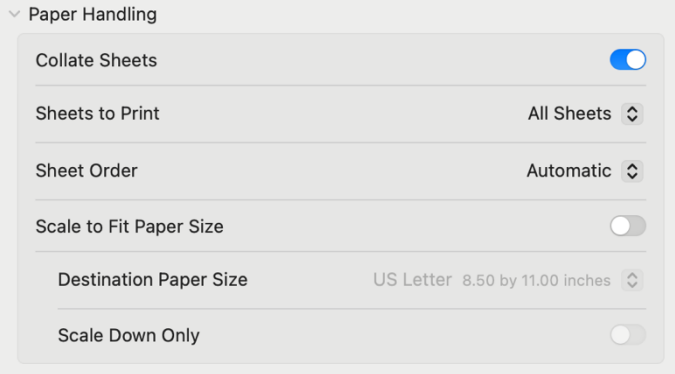

Xerox AltaLink: Print from Mac OS 14 & Above

Overview of the general settings in the Xerox print driver on a Mac.

Mac Print Window

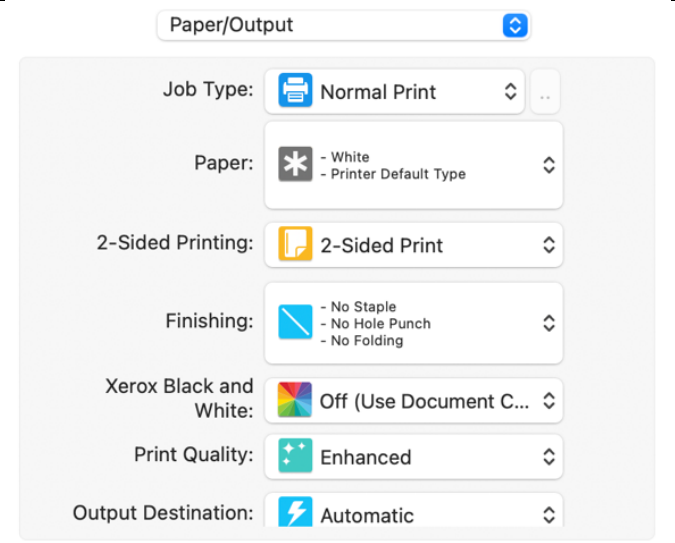
Mac OS options listed in the print screen window.

<p>Mac Print Window:</p> <ul style="list-style-type: none"> • Printer: Shows selected printer. • Presets: List of saved print settings. • Copies: Insert print quantity required. • Pages: Print All Pages or choose to print a specific range. • Double-sided: Select On/Off for desired output. <p>Print Sections:</p> <ul style="list-style-type: none"> • Layout: Where document layout settings can be changed. • Paper Handling: Where paper settings can be changed. • Printer Options: Where finishing settings can be changed. • Printer Info: Where printer information can be found. 	
<p>Presets:</p> <ul style="list-style-type: none"> • Default Settings: Default print settings. • Last Used Settings: Repopulates last used settings. • Print Job Presets: Lists all saved presets available for the selected device. • Save Current Settings as Preset...: Saves current settings as a preset; a popup will appear to rename said preset. • Edit Preset List...: Select to edit/delete a preset. 	
<p>Layout:</p> <ul style="list-style-type: none"> • Pages per Sheet: Multiple pages printed on one sheet of paper. • Layout Direction: How the multiple pages layout on the sheet of paper. • Border: Single or double lines around the edge of each page on a sheet. • Reverse Page Orientation: Prints document in upside-down order. • Flip Horizontally: Flipped horizontally on the page. 	

<p>Paper Handling:</p> <ul style="list-style-type: none"> • Collate Sheets: Prints pages in order (ABC, ABC); when turned off it groups the pages (AA, BB, CC). • Sheets to Print: Print all sheets, odd or even only. • Sheet Order: Normal or reverse. • Scale to Fit Paper Size: Scales the document to whatever size chosen below. <ul style="list-style-type: none"> ○ Destination Paper Size: Scales document to designated paper size. ○ Scale Down Only: Will make sure the document is only scaled down if necessary to auto-fit to page. 	
<p>Printer Options:</p> <ul style="list-style-type: none"> • Color Matching: Select between Apple ColorSync profile presets or allow Printer to Determine Color. • Paper Feed: Select to print from a specific paper tray. Options include to print from all pages, first page from, and remaining from. • Xerox Features: Xerox-specific functions. 	

Xerox Features

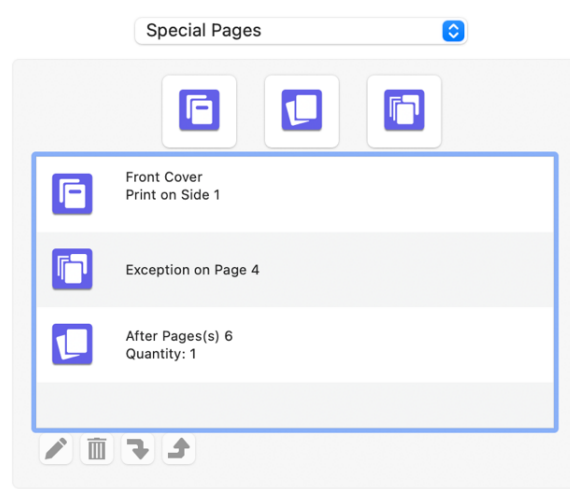
Advanced settings and Xerox-specific functions.

<p>Paper/Output: Selection of basic settings for most print jobs.</p> <ul style="list-style-type: none"> • Job Type: <i>Normal Print</i> (regular print job), <i>Secure Print</i> (held at printer until passcode entered at machine), <i>Delay Print</i> (print job at specific time), <i>Sample Set</i> (prints one copy of multi-copy print job & can cancel or continue at printer), <i>Saved Job</i> (document stored in folder at printer for future use). • Paper: Where color and type of paper can be selected. • 2-Sided Printing: 1 & 2-sided options. • Finishing: Staple, hole punch, folding and booklet settings are found here. • Xerox Black and White: Color or black & white option. • Print Quality: Enhanced, High Resolution and Toner Saver options. • Output Destination: Specific finisher tray for paper output. 	
---	--

Special Pages:

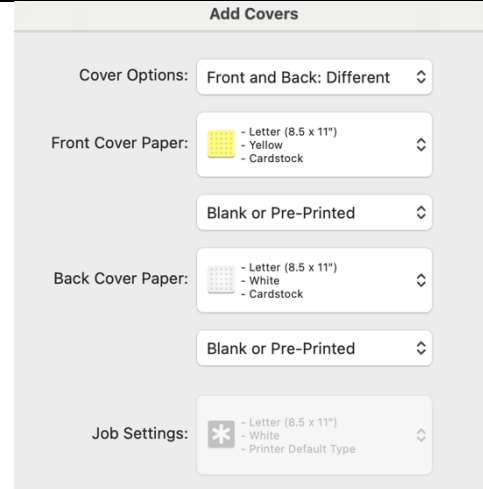
- **Add Covers:** Add a front and/or back cover to the document.
- **Insert Sheets:** Add blank/preprinted sheets before or after a specific page number.
- **Exception Pages:** Enter page numbers or page ranges, separated by commas or dashes to select settings specific to those pages.

As Covers, Inserts and Exceptions are added, they will appear in the list where they can be Edited, Deleted or Moved up and down.



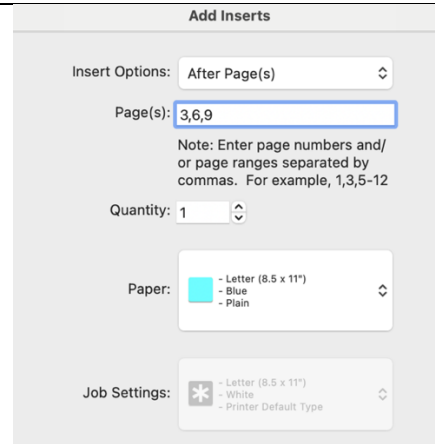
Add Covers:

- **Cover Options:** *No Covers* (cancels previous cover settings), *Front Only* (prints first page on selected paper), *Back Only* (prints last page on selected paper), *Front and Back: Same* (prints front and back covers from same tray), *Front and Back: Different* (prints front and back covers from different trays).
- **Front/Back Cover Paper:** paper Size, Color and Type selection.
- **Print Selections:** Blank or Pre-printed, Print on Side 1, Print on Side 2, Print on Both Sides.
- **Job Settings:** preview of the paper settings for the rest of the job.



Add Inserts:

- **Insert Options:** After Page(s) or Before Page 1.
- **Page(s):** Enter page number(s) that comes before each insert if *After Page(s)* is chosen.
- **Quantity:** Number of insert sheets needed.
- **Paper:** Paper Size, Color and Type selection.
- **Job Settings:** Preview of the paper settings for the rest of the job.





Add Exceptions:

- **Page(s):** Enter page number(s) that will be exceptions.
- **Paper:** Paper Size, Color and Type selection
- **2-Sided Printing:** Use Job Setting, 1-Sided Print, 2-Sided Print, 2-Sided Print Flip on Short Edge.
- **Job Settings:** Preview of the paper settings for the rest of the job.

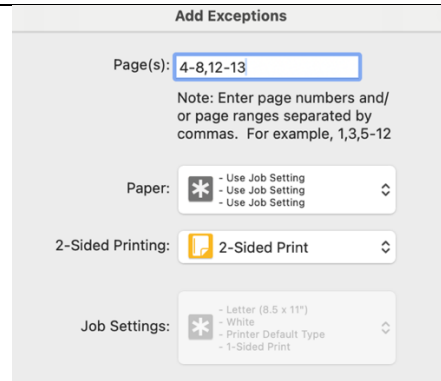
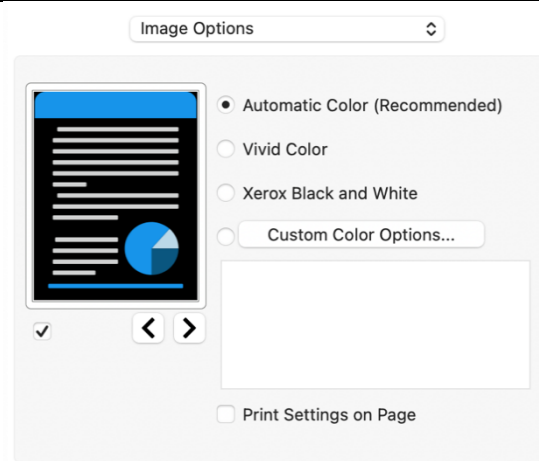


Image Options:

Controls the way the printer uses color to produce the document.

- **Automatic Color:** Best color correction to text, graphics, and images; recommended.
- **Vivid Color:** Produces brighter, more saturated colors.
- **Black and White:** Converts all colors to grayscale

**Scroll through the sample images to see changes.*

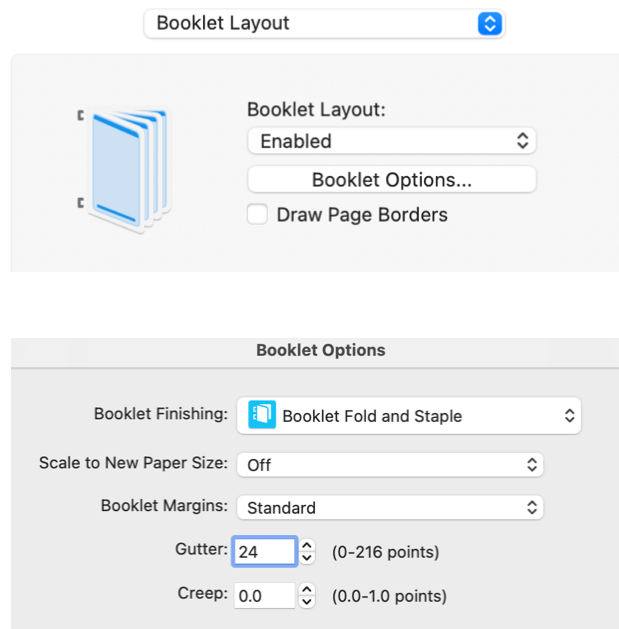


Booklet Layout:

Disabled (does not rearrange pages for documents already in spread form), *Enabled* (rearranges single pages into a booklet)

Booklet Options:

- **Booklet Finishing:** No Booklet Finishing, Booklet Fold, Booklet Fold & Staple.
- **Scale to New Paper Size:** Off or paper size selection.
- **Booklet Margins:** *Standard* (reduces the page image size to print the document as a booklet on a standard paper size without image loss), *None* (prints without reducing page image size; can cut off the image if the printer is unable to print to the paper edge).
- **Gutter:** Specifies the width of the center margin between page images.
- **Creep:** Specifies how much to shift the page images outward.



Advanced:

Advanced printing options. *Options may vary depending on machine configuration.*

- **Booklet Image Order:** Left to Right, Right to Left (can only be used if booklet is on).
- **Job Offset:** *No Offset, Offset Each Set* (slightly offsets each copy of a multi copy print job).
- **Mirrored Output:** *Yes* (reverses the page image from left to right), *No* (turns off mirrored output).
- **Binding Edge:** Automatic, Bind on Long Edge, Bind on Short Edge.

Advanced

Booklet Image Order: Left To Right

Job Identification: Print ID on a Banner Page

Job Offset: Offset Each Set

Mirrored Output: No

Binding Edge: Automatic (Recommended)

RGB Neutral Gray: Printer Default

Image Enhancement: Automatic

Halftones: Allow Printer to Manage Halftones

Spot Colors: Allow Printer to Manage Spot Colors

Configuration: Accounting...

Bi-Directional Communication

Printer Info:

Lists the printers name, location, and model. If two-way communication is enabled in the print driver, Supply Levels will also show.








Printer Info

Name: Mac SC: X AltaLink C8155

Location: 10.40.10.125

Model: Xerox AltaLink C8155, 5.14.0

Supply Levels

Black Toner, Pn Unknown;Sn8060691589070000	
Cyan Toner, Pn Unknown;Sn80605E018A070000	
Magenta Toner, Pn Unknown;Sn80054B1989070000	
Yellow Toner, Pn Unknown;Sn804A6A0F85070000	
Drum Cartridge (R1), Pn 013R00681;Sn80886E1586070000	
Drum Cartridge (R2), Pn 013R00681;Sn8067681586070000	
Drum Cartridge (R3), Pn 013R00681;Sn8012641586070000	
Drum Cartridge (R4), Pn	